

RESIDENTIAL

hydronic - residential

BRAT 0011÷0121



Chillers, air source for outdoor installation

4,9 - 32,9 kW

Unit Description

BRAT is the Climaveneta range of air-cooled chillers with gas R410A. It is an outdoor unit with axial fans, hermetic Scroll compressors and Full Floating technology. The latter is an intelligent electronic unit providing the perfect answer to residential market requirements: compactness, ease of installation and quietness.

Commands

Full Floating features

The new generation electronic controller allows to manage the chiller by using the Full Floating technology, designed by Climaveneta for improving the system's efficiency for the fans (Floating Fans), for the circulating pump (Floating Flow) and finally for the working temperature (Floating Setpoint). This also allows to achieve all the following benefits: improvement of efficiency in both standard and extreme conditions, much lower operating noise in part load conditions, lower installation time, lower time for system set-up, broader operating limits, faster transient after defrosts.

Versions

FF	base version, with built-in hydronic kit
FF-SL	super-low noise version, with built-in hydronic kit
FFT	base version without hydronic kit
FFT-SL	super-low noise version without hydronic kit

Features

Coil protection grid for models 0011÷0061.

Structure and base in hot-dip galvanised steel with epoxy powder paint finish.

High-efficiency plate exchangers in AISI 316 stainless steel with low pressure drops, fitted with heating element for frost protection.

External access to control with anti-tamper device.

Finned coils made with copper pipes and aluminium fins with large exchange surface area, tested for leaks with dried air at 30 bar.

User interface with display.

Phase sequence controller for models 0071÷0121

Differential pressure switch.

Air vent valve.

The hydronic circuit on the FF models includes:

• Circulating pump for models 0011÷0061.

• Multistage centrifugal pump for models 0071÷0121.

• Expansion tank.

• Safety valve.

• Manual filling assembly.

• Pressure gauge.

• Drain valve.

Main accessories

- Removable metal mesh water filter kit
- Rubber anti-vibration mounting kit
- Coil protection grid for models 0071÷0121
- Additional circulating pump kit for models 0041÷0061
- External main switch kit
- External buffer tank and hydronic connecting kit
- HSW10 remote keyboard



BRAT / FF

Models		0011	0021	0025	0031	0041	0021	0025	0031
COOLING ONLY VERSION									
Nominal Cooling capacity (1)	kW	4,90	5,60	6,90	8,60	11	5,60	7	8,70
Total absorbed power (1)	kW	1,90	2,10	2,50	3,40	4,10	2	2,40	3,10
Absorbed current	A	9,24	9,84	12,4	15,6	18,6	4,24	4,44	5,94
EER		2,58	2,67	2,76	2,53	2,68	2,80	2,92	2,81
ESEER		3,11	3,35	3,33	3,28	3,17	3,37	3,37	3,34
Nominal water flow	m ³ /h	0,80	1	1,20	1,50	1,90	1	1,20	1,50
Operational weight	kg	80	85	100	105	125	85	100	105
No. fans	N.	1	1	1	1	2	1	1	1
Useful head	kPa	49	46	42	41	43	46	42	41
Airflow	m ³ /h	2400	3500	3500	4200	6800	3500	3500	4200
Compressor type		SCROLL	SCROLL	SCROLL	SCROLL	SCROLL	SCROLL	SCROLL	SCROLL
Refrigerant		R410A	R410A	R410A	R410A	R410A	R410A	R410A	R410A
Hydraulic connections	inches	3/4"	3/4"	3/4"	3/4"	1" 1/4	3/4"	3/4"	3/4"
Sound pressure level (2)	dB(A)	54	55	55	55	58	55	55	55
Sound power	dB(A)	65	66	66	66	69	66	66	66
Electrical power supply	V-Ph-Hz	230V~50Hz	230V~50Hz	230V~50Hz	230V~50Hz	230V~50Hz	400V-3N~50Hz	400V-3N~50Hz	400V-3N~50Hz
DIMENSION									
L	mm	900	900	900	900	900	900	900	900
H	mm	640	640	940	940	1240	640	940	940
P	mm	370	370	370	370	370	370	370	370

Models		0041	0051	0061	0071	0091	0101	0121
COOLING ONLY VERSION								
Nominal Cooling capacity (1)	kW	11,4	13,2	15,4	19,3	21,9	26,4	32,9
Total absorbed power (1)	kW	4,20	4,70	5,20	6,80	7,80	8,70	11,1
Absorbed current	A	8,38	8,98	9,68	14,6	15,8	21,7	24,6
EER		2,71	2,81	2,96	2,84	2,81	3,03	2,96
ESEER		3,30	3,25	3,51	3,37	3,28	3,47	3,41
Nominal water flow	m ³ /h	2	2,30	2,70	3,30	3,80	4,50	5,70
Operational weight	kg	125	145	155	245	250	320	325
No. fans	N.	2	2	2	1	1	2	2
Useful head	kPa	43	35	32	116	90	130	108
Airflow	m ³ /h	6800	6800	6400	9800	9800	14000	14000
Compressor type		SCROLL	SCROLL	SCROLL	SCROLL	SCROLL	SCROLL	SCROLL
Refrigerant		R410A	R410A	R410A	R410A	R410A	R410A	R410A
Hydraulic connections	inches	1" 1/4	1" 1/4	1" 1/4	1" 1/4	1" 1/4	1" 1/4	1" 1/4
Sound pressure level (2)	dB(A)	58	58	58	65	65	65	65
Sound power	dB(A)	69	69	69	76	76	79	79
Electrical power supply	V-Ph-Hz	400V-3N~50Hz	400V-3N~50Hz	400V-3N~50Hz	400V-3N~50Hz	400V-3N~50Hz	400V-3N~50Hz	400V-3N~50Hz
DIMENSION								
L	mm	900	900	900	1450	1450	1450	1450
H	mm	1240	1240	1390	1200	1200	1700	1700
P	mm	370	370	420	550	550	550	550

Note:

1 Evaporator water (in/out) 12/7°C, condenser air (in) 35°C, based on Eurovent standard

2 Noise level measured at 1 m in open field conditions

BRAT / FFT

Models		0011	0021	0025	0031	0041	0021	0025	0031
COOLING ONLY VERSION									
Nominal Cooling capacity (1)	kW	4,90	5,60	6,90	8,60	11	5,60	7	8,70
Total absorbed power (1)	kW	1,90	2,10	2,50	3,40	4,10	2	2,40	3,10
Absorbed current	A	9,24	9,84	12,4	15,6	18,7	4,24	4,44	5,94
EER		2,58	2,67	2,76	2,53	2,68	2,80	2,92	2,81
ESEER		3,11	3,35	3,33	3,28	3,17	3,37	3,37	3,34
Nominal water flow	m ³ /h	0,80	1	1,20	1,50	1,90	1	1,20	1,50
Operational weight	kg	80	85	100	105	125	85	100	105
No. fans	N.	1	1	1	1	2	1	1	1
Airflow	m ³ /h	2400	3500	3500	4200	6800	3500	3500	4200
Compressor type		SCROLL	SCROLL	SCROLL	SCROLL	SCROLL	SCROLL	SCROLL	SCROLL
Refrigerant		R410A	R410A	R410A	R410A	R410A	R410A	R410A	R410A
Hydraulic connections	inches	3/4"	3/4"	3/4"	3/4"	1" 1/4	3/4"	3/4"	3/4"
Sound pressure level (2)	dB(A)	54	55	55	55	58	55	55	55
Sound power	dB(A)	65	66	66	66	69	66	66	66
Electrical power supply	V-Ph-Hz	230V~50Hz	230V~50Hz	230V~50Hz	230V~50Hz	230V~50Hz	400V-3N~50Hz	400V-3N~50Hz	400V-3N~50Hz
DIMENSION									
L	mm	900	900	900	900	900	900	900	900
H	mm	640	640	940	940	1240	640	940	940
P	mm	370	370	370	370	370	370	370	370

Models		0041	0051	0061	0071	0091	0101	0121
COOLING ONLY VERSION								
Nominal Cooling capacity (1)	kW	11,4	13,2	15,4	19,3	21,9	26,4	32,9
Total absorbed power (1)	kW	4,20	4,70	5,20	6,80	7,80	8,70	11,1
Absorbed current	A	8,38	8,98	9,68	14,6	15,8	21,7	24,6
EER		2,71	2,81	2,96	2,84	2,81	3,03	2,96
ESEER		3,30	3,25	3,51	3,37	3,28	3,47	3,41
Nominal water flow	m ³ /h	2	2,30	2,70	3,30	3,80	4,50	5,20
Operational weight	kg	125	145	155	245	250	320	325
No. fans	N.	2	2	2	1	1	2	2
Airflow	m ³ /h	6800	6800	6400	9800	9800	14000	14000
Compressor type		SCROLL	SCROLL	SCROLL	SCROLL	SCROLL	SCROLL	SCROLL
Refrigerant		R410A	R410A	R410A	R410A	R410A	R410A	R410A
Hydraulic connections	inches	1" 1/4	1" 1/4	1" 1/4	1" 1/4	1" 1/4	1" 1/4	1" 1/4
Sound pressure level (2)	dB(A)	58	58	58	65	65	65	65
Sound power	dB(A)	69	69	69	76	76	79	79
Electrical power supply	V-Ph-Hz	400V-3N~50Hz	400V-3N~50Hz	400V-3N~50Hz	400V-3N~50Hz	400V-3N~50Hz	400V-3N~50Hz	400V-3N~50Hz
DIMENSION								
L	mm	900	900	900	1450	1450	1450	1450
H	mm	1240	1240	1390	1200	1200	1700	1700
P	mm	370	370	420	550	550	550	550

Note:

- 1 Evaporator water (in/out) 12/7°C, condenser air (in) 35°C, based on Eurovent standard
- 2 Noise level measured at 1 m in open field conditions

BRAT / FF-SL

Models		0071	0091	0101	0121
COOLING ONLY VERSION					
Nominal Cooling capacity (1)	kW	19,3	21,9	26,4	32,9
Total absorbed power (1)	kW	6,50	7,50	7,95	10,4
Absorbed current	A	12,4	13,6	18,6	21,5
EER		2,96	2,92	3,32	3,18
ESEER		3,51	3,41	3,85	3,66
Nominal water flow	m ³ /h	3,30	3,80	4,50	5,70
Operational weight	kg	245	250	320	325
No. fans	N.	2	2	3	3
Useful head	kPa	116	90	130	108
Airflow	m ³ /h	7000	7000	10500	10500
Compressor type		SCROLL	SCROLL	SCROLL	SCROLL
Refrigerant		R410A	R410A	R410A	R410A
Hydraulic connections	inches	1" 1/4	1" 1/4	1" 1/4	1" 1/4
Sound pressure level (2)	dB(A)	62	62	63	63
Sound power	dB(A)	73	73	74	74
Electrical power supply	V-Ph-Hz	400V-3N-50Hz	400V-3N-50Hz	400V-3N-50Hz	400V-3N-50Hz
DIMENSION					
L	mm	1450	1450	1450	1450
H	mm	1200	1200	1700	1700
P	mm	550	550	550	550

Note:

1 Evaporator water (in/out) 12/7°C, condenser air (in) 35°C, based on Eurovent standard

2 Noise level measured at 1 m in open field conditions

BRAT / FFT-SL



Models		0071	0091	0101	0121
COOLING ONLY VERSION					
Nominal Cooling capacity (1)	kW	19,3	21,9	26,4	32,9
Total absorbed power (1)	kW	6,50	7,50	7,95	10,4
Absorbed current	A	12,4	13,6	18,6	21,5
EER		2,96	2,92	3,32	3,18
ESEER		3,51	3,41	3,85	3,66
Nominal water flow	m ³ /h	3,30	3,80	4,50	5,70
Operational weight	kg	245	250	320	325
No. fans	N.	2	2	3	3
Airflow	m ³ /h	7000	7000	10500	10500
Compressor type		SCROLL	SCROLL	SCROLL	SCROLL
Refrigerant		R410A	R410A	R410A	R410A
Hydraulic connections	inches	1" 1/4	1" 1/4	1" 1/4	1" 1/4
Sound pressure level (2)	dB(A)	62	62	63	63
Sound power	dB(A)	73	73	74	74
Electrical power supply	V-Ph-Hz	400V-3N-50Hz	400V-3N-50Hz	400V-3N-50Hz	400V-3N-50Hz
DIMENSION					
L	mm	1450	1450	1450	1450
H	mm	1200	1200	1700	1700
P	mm	550	550	550	550

Note:

1 Evaporator water (in/out) 12/7°C, condenser air (in) 35°C, based on Eurovent standard

2 Noise level measured at 1 m in open field conditions

Dimension



MICS 0072÷0182



Modular chillers, air source for outdoor installation

18,2 - 44,7 kW

Unit Description

MICS is the Climaveneta range of air-cooled liquid chillers. They are outdoor units with axial fans, hermetic Scroll compressors and Full Floating technology. The latter is an intelligent electronic unit providing the perfect answer to residential market requirements: compactness, ease of installation and quietness.

Commands

Modular design

MICS features an innovative design that optimises the possibilities of connecting up several units, reducing the necessary access space to a minimum and thereby the overall size of the units.

Increasingly better capacity control

The possibility of controlling up to six units as a single product means that MICS can increase the number of available control steps, thereby ensuring practically perfect adaptation to the real heat load trend.

Keyboard Master Control

KMC is the central control of the cascade modules. Its main function is to supervise operation of all the modules, making them operate synergically. As a user interface it has a graphic display and a keypad for navigating in the pull-down menus.

Full Floating technology

The full floating technology with automatic control of the airflow rate, water flow rate and water temperature gains a new function: Flex Energy, used to manage the capacity control steps in linear or alternating sequence in installations with several modules.

Versions

FF	base version, with built-in hydronic kit
FFT	base version without hydronic kit

Features

Structure and base in hot-dip galvanised steel with epoxy powder paint finish.

High-efficiency plate exchangers in AISI 316 stainless steel with low pressure drops, fitted with heating element for frost protection.

External access to control with anti-tamper device.

Finned coils made with copper pipes and aluminium fins with large exchange surface area, tested for leaks with dried air at 30 bar.

User interface with display.

Electronic expansion valve

Available water pipe fittings in case of installation under appliance

Differential pressure switch.

Drain valve.

The hydronic circuit on the FF models includes:

Multistage centrifugal pump

Air vent valve.

Expansion tank.

Safety valve.

Pressure gauge.

Main accessories

- Rubber anti-vibration mounting kit
- Removable metal mesh water filter kit
- Kit for connecting the KMC keyboard
- Coil protection grids
- KMC keyboard for modular system
- Remote control kit



MICS / FF

Models		0072	0092	0122	0152	0182
COOLING ONLY VERSION						
Nominal Cooling capacity (1)	kW	18,2	23	31,8	39,4	44,7
Total absorbed power (1)	kW	6,50	9,30	10,7	13,5	15,5
EER		2,80	2,47	2,97	2,92	2,88
ESEER		4,05	3,93	3,98	4,12	4,17
Absorbed current	A	14	19,1	22,2	27,8	31,5
Nominal water flow	m3/h	3,10	4	5,50	6,80	7,70
Operational weight	kg	310	330	410	450	480
No. fans	N.	1	1	2	2	2
No. Compressors	N.	2	2	2	2	2
Airflow	m3/h	9000	9000	18000	18000	18000
Compressor type		SCROLL	SCROLL	SCROLL	SCROLL	SCROLL
Hydraulic connections	inches	1"1/4	1"1/4	1"1/4	1"1/4	1"1/4
Refrigerant		R410A	R410A	R410A	R410A	R410A
Sound pressure level (2)	dB(A)	68	68	71	71	71
Sound power	dB(A)	80	80	83	83	83
Electrical power supply	V-Ph-Hz	400V-3N~50Hz	400V-3N~50Hz	400V-3N~50Hz	400V-3N~50Hz	400V-3N~50Hz
DIMENSION						
L	mm	1040	1040	1630	1630	1630
H	mm	1630	1630	1630	1630	1630
P	mm	790	790	790	790	790

Note:

1 Evaporator water (in/out) 12/7°C, condenser air (in) 35°C, based on Eurovent standard

2 Noise level measured at 1 m in open field conditions

MICS / FFT


Models		0072	0092	0122	0152	0182
COOLING ONLY VERSION						
Nominal Cooling capacity (1)	kW	18,2	23	31,8	39,4	44,7
Total absorbed power (1)	kW	6,50	9,30	10,7	13,5	15,5
EER		2,80	2,47	2,97	2,92	2,88
ESEER		4,05	3,93	3,98	4,12	4,17
Absorbed current	A	14	19,1	22,2	27,8	31,5
Nominal water flow	m3/h	3,10	4	5,50	6,80	7,70
Operational weight	kg	310	330	410	450	480
No. fans	N.	1	1	2	2	2
No. Compressors	N.	2	2	2	2	2
Airflow	m3/h	9000	9000	18000	18000	18000
Compressor type		SCROLL	SCROLL	SCROLL	SCROLL	SCROLL
Hydraulic connections	inches	1"1/4	1"1/4	1"1/4	1"1/4	1"1/4
Refrigerant		R410A	R410A	R410A	R410A	R410A
Sound pressure level (2)	dB(A)	68	68	71	71	71
Sound power	dB(A)	80	80	83	83	83
Electrical power supply	V-Ph-Hz	400V-3N~50Hz	400V-3N~50Hz	400V-3N~50Hz	400V-3N~50Hz	400V-3N~50Hz
DIMENSION						
L	mm	1040	1040	1630	1630	1630
H	mm	1630	1630	1630	1630	1630
P	mm	790	790	790	790	790

Note:

1 Evaporator water (in/out) 12/7°C, condenser air (in) 35°C, based on Eurovent standard

2 Noise level measured at 1 m in open field conditions

Dimension



BRA 0011÷0061



Chillers, air source for indoor installation

4,9 - 15,4 kW

Unit Description

BRA is the Climaveneta range of air-cooled liquid chillers with R410A refrigerant. They are fitted with hermetic Scroll compressors and Full Floating technology. The latter is an intelligent electronic unit providing the perfect answer to residential market requirements: compactness, ease of installation and quietness.

Commands

Full Floating features

The new generation electronic controller allows to manage the chiller by using the Full Floating technology, designed by Climaveneta for improving the system's efficiency for the fans (Floating Fans), for the circulating pump (Floating Flow) and finally for the working temperature (Floating Setpoint). This also allows to achieve all the following benefits: improvement of efficiency in both standard and extreme conditions, much lower operating noise in part load conditions, lower installation time, lower time for system set-up, broader operating limits, faster transient after defrosts.

Versions

FF	base version, with built-in hydronic kit
FFT	base version without hydronic kit

Features

Coil protection grid for all models.

Structure and base in hot-dip galvanised steel with epoxy powder paint finish.

High-efficiency plate exchangers in AISI 316 stainless steel with low pressure drops, fitted with heating element for frost protection.

External access to control with anti-tamper device.

Finned coils made with copper pipes and aluminium fins with large exchange surface area, tested for leaks with dried air at 30 bar.

User interface with display.

The circuit includes:

- Air vent valve.
- Water circulator.
- Differential pressure switch.
- Expansion tank.
- Safety valve.
- Pressure gauge.
- Manual filling assembly.
- Drain valve.

Main accessories

- HSW10 remote keyboard
- External buffer tank and hydronic connecting kit
- External main switch kit
- Additional circulating pump kit for models 0041÷0061
- Rubber anti-vibration mounting kit
- Removable metal mesh water filter kit



BRA / FF

Models		0011	0021	0025	0031	0041	0021	0025	0031	0041	0051	0061
COOLING ONLY VERSION												
Nominal Cooling capacity (1)	kW	4,9	5,6	6,9	8,6	11,0	5,6	7,0	8,7	11,4	13,2	15,4
Total absorbed power (1)	kW	2,5	2,6	3,1	4,0	5,2	2,6	3,0	3,7	5,3	5,8	6,4
EER		1,96	2,15	2,23	2,15	2,11	2,15	2,33	2,35	2,15	2,28	2,41
ESEER		2,24	2,48	2,68	2,60	2,39	2,54	2,76	2,70	2,48	2,53	2,78
Absorbed current	A	11,9	12,5	15,1	18,3	24,6	6,90	7,10	8,60	13,7	14,3	15
Nominal water flow	m3/h	0,80	1	1,20	1,50	1,90	1	1,20	1,50	2	2,30	2,70
Useful head	kPa	49	46	42	41	43	46	42	41	43	35	32
Operational weight	kg	100	105	115	125	165	105	115	125	165	185	195
No. fans	N.	1	1	1	1	2	1	1	1	2	2	2
Airflow	m3/h	3200	3200	3600	3600	6800	3200	3600	3600	6800	6800	6800
Compressor type		SCROLL	SCROLL	SCROLL	SCROLL	SCROLL	SCROLL	SCROLL	SCROLL	SCROLL	SCROLL	SCROLL
Refrigerant		R410A	R410A	R410A	R410A	R410A	R410A	R410A	R410A	R410A	R410A	R410A
Hydraulic connections	inches	3/4"	3/4"	3/4"	3/4"	1" 1/4	3/4"	3/4"	3/4"	1" 1/4	1" 1/4	1" 1/4
Sound pressure level (2)	dB(A)	55	55	55	55	60	55	55	55	60	60	60
Sound power	dB(A)	68	68	68	68	71	68	68	68	71	71	71
Electrical power supply	V-Ph-Hz	230V-50Hz					400V-3N-50Hz					
DIMENSION												
L	mm	900	900	900	900	900	900	900	900	900	900	900
H	mm	640	640	940	940	1240	640	940	940	1240	1240	1390
P	mm	580	580	580	580	580	580	580	580	580	580	630

Note:

1 Evaporator water (in/out) 12/7°C, condenser air (in) 35°C, based on Eurovent standard

2 Noise level measured at 1 m in open field conditions

BRA / FFT

Modelli		0011	0021	0025	0031	0041	0021	0025	0031	0041	0051	0061
COOLING ONLY VERSION												
Nominal Cooling capacity (1)	kW	4,9	5,6	6,9	8,6	11	5,6	7	8,7	11,4	13,2	15,4
Total absorbed power (1)	kW	2,5	2,6	3,1	4	5,2	2,6	3	3,7	5,3	5,8	6,4
Absorbed current	A	1,96	2,15	2,23	2,15	2,11	2,15	2,33	2,35	2,15	2,28	2,41
EER		2,24	2,48	2,68	2,6	2,39	2,54	2,76	2,7	2,48	2,53	2,78
ESEER		11,9	12,5	15,1	18,3	24,6	6,9	7,1	8,6	13,71	14,3	15
Nominal water flow	m3/h	0,80	1	1,20	1,50	1,90	1	1,20	1,50	2	2,3	2,7
Operational weight	kg	100	105	115	125	165	105	115	125	165	185	195
No. fans	N.	1	1	1	1	2	1	1	1	2	2	2
Airflow	m3/h	3200	3200	3600	3600	6800	3200	3600	3600	6800	6800	6800
Compressor type		SCROLL	SCROLL	SCROLL	SCROLL	SCROLL	SCROLL	SCROLL	SCROLL	SCROLL	SCROLL	SCROLL
Refrigerant		R410A	R410A	R410A	R410A	R410A	R410A	R410A	R410A	R410A	R410A	R410A
Hydraulic connections	inches	3/4"	3/4"	3/4"	3/4"	1" 1/4	3/4"	3/4"	3/4"	1" 1/4	1" 1/4	1" 1/4
Sound pressure level (2)	dB(A)	55	55	55	55	60	55	55	55	60	60	60
Sound power	dB(A)	68	68	68	68	71	68	68	68	71	71	71
Electrical power supply	V-Ph-Hz	230V-50Hz					400V-3N-50Hz					
DIMENSION												
L	mm	900	900	900	900	900	900	900	900	900	900	900
H	mm	640	640	940	940	1240	640	940	940	1240	1240	1390
P	mm	580	580	580	580	580	580	580	580	580	580	630

Note:

1 Evaporator water (in/out) 12/7°C, condenser air (in) 35°C, based on Eurovent standard

2 Noise level measured at 1 m in open field conditions

Dimension



MICS-C 0072÷0122



Chillers, air source for indoor installation

18,2 - 31,8 kW

Unit Description

MICS-C is the Climaveneta range of air-cooled liquid chillers with gas R410A. They are fitted with hermetic Scroll compressors and Full Floating technology. The latter is an intelligent electronic unit providing the perfect answer to residential market requirements: compactness, ease of installation and quietness.

Commands

Full Floating technology

The new generation electronic controller allows to manage the chiller by using the Full Floating technology, designed by Climaveneta for improving the system's efficiency for the fans (Floating Fans), for the circulating pump (Floating Flow) and finally for the working temperature (Floating Setpoint). This also allows to achieve all the following benefits: improvement of efficiency in both standard and extreme conditions, much lower operating noise in part load conditions, lower installation time, lower time for system set-up, broader operating limits, faster transient after defrosts.

Versions

FF base version, with built-in hydronic kit

Features

Structure and base in hot-dip galvanised steel with epoxy powder paint finish.

High-efficiency plate exchangers in AISI 316 stainless steel with low pressure drops, fitted with heating element for frost protection.

External access to control with anti-tamper device.

Finned coils made with copper pipes and aluminium fins with large exchange surface area, tested for leaks with dried air at 30 bar.

User interface with display.

Electronic expansion valve

Available water pipe fittings in case of installation under appliance

The circuit includes:

- Multistage centrifugal pump
- Air vent valve.
- Differential pressure switch.
- Expansion tank.
- Safety valve.
- Pressure gauge.
- Drain valve.

Main accessories

- Rubber anti-vibration mounting kit
- Removable metal mesh water filter kit
- Coil protection grids
- Remote control kit



MICS-C / FF


Models		0072	0092	0122
COOLING ONLY VERSION				
Nominal Cooling capacity (1)	kW	18,2	23	31,8
Total absorbed power (1)	kW	6,50	9,31	10,7
EER		2,80	2,47	2,97
ESEER		4,05	3,93	3,98
Absorbed current	A	16,1	19,8	27,3
Nominal water flow	m3/h	3,10	4	5,50
Operational weight	kg	330	350	450
No. fans	N.	1	1	2
No. Compressors	N.	2	2	2
Airflow	m3/h	9000	9000	18000
Compressor type		SCROLL	SCROLL	SCROLL
Hydraulic connections	inches	1"1/4	1"1/4	1"1/4
Refrigerant		R410A	R410A	R410A
Sound pressure level (2)	dB(A)	74	74	77
Sound power	dB(A)	86	86	89
Electrical power supply	V-Ph-Hz	400V-3N-50Hz	400V-3N-50Hz	400V-3N-50Hz
DIMENSION				
L	mm	1040	1040	1630
H	mm	2000	2000	2000
P	mm	790	790	790

Note:

1 Evaporator water (in/out) 12/7°C, condenser air (in) 35°C, based on Eurovent standard

2 Noise level measured at 1 m in open field conditions

Dimension



BRH 0011÷0121



Chiller, water source

5,5 - 35,1 kW

Unit Description

BRH is a range of water-source liquid chillers operating with R410A refrigerant. These are indoor units with hermetic Scroll compressors and Full Floating technology. The latter is an intelligent electronic unit providing the perfect answer to residential market requirements: compactness, ease of installation and quietness.

Commands

Floating Set

Once every 3 minutes an algorithm automatically optimises the water set point in relation to the compressor operating time and the temperatures of the water in the system. The water storage tank is no longer indispensable because it is compensated by the Floating Set function, with resulting reduction in: size; weight; installation times; system setting-up times.

Floating Flow

The controller manages the modulation of the active components (pump and electronic flow valve) through pressure transducers and temperature sensors. The performance of the unit may thus be optimised for different operating conditions, such as traditional fan coil system and panel heating system, ensuring: broader operating limits; easier start-up of installations with both high and low water temperatures; faster system setup.

Versions

FF	base version, with built-in hydronic kit
FFT	base version without hydronic kit

Features

Structure and base in hot-dip galvanised steel with epoxy powder paint finish.

High-efficiency plate exchangers in AISI 316 stainless steel with low pressure drops (exchanger on plant side fitted with heating element for frost protection).

External access to control with anti-tamper device.

The safety of the unit is guaranteed by a door lock isolator on the electrical power switchboard and by active protection devices on the main components.

The circuit includes:

Modulating valve to reduce water consumptions (source side, FF versions only).

Circulating pump (plant side, FF versions only).

Air vent valve (plant side).

Expansion vessel (plant side).

Safety valve (plant side).

Differential pressure switch on plant circuit only.

Drain valve on both plant and source circuits.

Main accessories

- Removable metal mesh water filter kit
- HSW10 remote keyboard



BRH / FF

Models		0011	0021	0025	0031	0041	0021	0025	0031
COOLING ONLY VERSION									
Nominal Cooling capacity (1)	kW	5,50	5,90	7,60	9,20	11,9	5,90	7,70	9,30
Total power input (1)	kW	1,50	1,70	2	2,60	3,20	1,60	1,90	2,40
EER		3,67	3,47	3,80	3,54	3,72	3,69	4,05	3,88
ESEER		4,23	3,92	4,47	4,15	4,10	4	4,61	4,38
Water flow rate plant side (1)	m ³ /h	0,90	1	1,20	1,50	1,90	1	1,30	1,50
Absorbed current	A	7,50	8	8,90	12,3	15,6	4,60	5	6,10
Operational weight	kg	148	148	150	152	160	148	150	152
Compressor type		SCROLL	SCROLL	SCROLL	SCROLL	SCROLL	SCROLL	SCROLL	SCROLL
Refrigerant		R410A	R410A	R410A	R410A	R410A	R410A	R410A	R410A
Hydraulic connections	inches	G 3/4"	G 3/4"	G 3/4"	G 3/4"	G 1"1/4	G 3/4"	G 3/4"	G 3/4"
Sound pressure level (2)	dB(A)	41	41	42	42	47	41	42	42
Sound power	dB(A)	52	52	53	53	58	52	53	53
Electrical power supply	V-Ph-Hz	230V-50Hz	230V-50Hz	230V-50Hz	230V-50Hz	230V-50Hz	400V-3N-50Hz	400V-3N-50Hz	400V-3N-50Hz
DIMENSION									
L	mm	560	560	560	560	560	560	560	560
H	mm	980	980	980	980	980	980	980	980
P	mm	575	575	575	575	575	575	575	575

Models		0041	0051	0061	0071	0091	0101	0121
COOLING ONLY VERSION								
Nominal Cooling capacity (1)	kW	12,4	13,9	16,5	20,8	24	27,3	35,1
Total power input (1)	kW	3,20	3,80	4	5,10	5,80	6,80	8,40
EER		3,88	3,66	4,13	4,08	4,14	4,01	4,18
ESEER		4,28	4,22	4,74	4,62	4,84	4,55	4,59
Water flow rate plant side (1)	m ³ /h	2	2,30	2,70	3,40	3,90	4,50	5,70
Absorbed current	A	7,40	8,10	8,80	12,2	13,4	16,1	19,2
Operational weight	kg	160	170	175	220	230	235	250
Compressor type		SCROLL	SCROLL	SCROLL	SCROLL	SCROLL	SCROLL	SCROLL
Refrigerant		R410A	R410A	R410A	R410A	R410A	R410A	R410A
Hydraulic connections	inches	G 1"1/4	G 1"1/4	G 1"1/4	G 1"1/4	G 1"1/4	G 1"1/4	G 1"1/4
Sound pressure level (2)	dB(A)	47	47	48	55	55	59	59
Sound power	dB(A)	58	58	59	66	66	70	70
Electrical power supply	V-Ph-Hz	400V-3N-50Hz	400V-3N-50Hz	400V-3N-50Hz	400V-3N-50Hz	400V-3N-50Hz	400V-3N-50Hz	400V-3N-50Hz
DIMENSION								
L	mm	560	560	560	680	680	680	680
H	mm	980	980	980	1150	1150	1150	1150
P	mm	575	575	575	780	780	780	780

Note:

1 Evaporator water (in/out) = 12/7°C, condenser water (in/out) = 30/35°C, based on Eurovent Standard

2 Noise level measured at 1 m in open field conditions

BRH / FFT

Models		0011	0021	0025	0031	0041	0021	0025	0031
COOLING ONLY VERSION									
Nominal Cooling capacity (1)	kW	5,50	5,90	7,60	9,20	11,9	5,90	7,70	9,30
Total power input (1)	kW	1,50	1,70	2	2,60	3,20	1,60	1,90	2,40
EER		3,67	3,47	3,80	3,54	3,72	3,69	4,05	3,88
ESEER		4,23	3,92	4,47	4,15	4,10	4	4,61	4,38
Water flow rate plant side (1)	m ³ /h	0,90	1	1,20	1,50	1,90	1	1,30	1,50
Absorbed current	A	7,50	8	8,90	12,3	15,6	4,60	5	6,10
Operational weight	kg	148	148	150	152	160	148	150	152
Compressor type		SCROLL	SCROLL	SCROLL	SCROLL	SCROLL	SCROLL	SCROLL	SCROLL
Refrigerant		R410A	R410A	R410A	R410A	R410A	R410A	R410A	R410A
Hydraulic connections	inches	G 3/4"	G 3/4"	G 3/4"	G 3/4"	G 1"1/4	G 3/4"	G 3/4"	G 3/4"
Sound pressure level (2)	dB(A)	41	41	42	42	47	41	42	42
Sound power	dB(A)	52	52	53	53	58	52	53	53
Electrical power supply	V-Ph-Hz	230V~50Hz	230V~50Hz	230V~50Hz	230V~50Hz	230V~50Hz	400V-3N~50Hz	400V-3N~50Hz	400V-3N~50Hz
DIMENSION									
L	mm	560	560	560	560	560	560	560	560
H	mm	980	980	980	980	980	980	980	980
P	mm	575	575	575	575	575	575	575	575

Models		0041	0051	0061	0071	0091	0101	0121
COOLING ONLY VERSION								
Nominal Cooling capacity (1)	kW	12,4	13,9	16,5	20,8	24	27,3	35,1
Total power input (1)	kW	3,20	3,80	4	5,10	5,80	6,80	8,40
EER		3,88	3,66	4,13	4,08	4,14	4,01	4,18
ESEER		4,28	4,22	4,74	4,62	4,84	4,55	4,59
Water flow rate plant side (1)	m ³ /h	2	2,30	2,70	3,40	3,90	4,50	5,70
Absorbed current	A	7,40	8,10	8,80	12,2	13,4	16,1	19,2
Operational weight	kg	160	170	175	220	230	235	250
Compressor type		SCROLL	SCROLL	SCROLL	SCROLL	SCROLL	SCROLL	SCROLL
Refrigerant		R410A	R410A	R410A	R410A	R410A	R410A	R410A
Hydraulic connections	inches	G 1"1/4	G 1"1/4	G 1"1/4	G 1"1/4	G 1"1/4	G 1"1/4	G 1"1/4
Sound pressure level (2)	dB(A)	47	47	48	55	55	59	59
Sound power	dB(A)	58	58	59	66	66	70	70
Electrical power supply	V-Ph-Hz	400V-3N~50Hz	400V-3N~50Hz	400V-3N~50Hz	400V-3N~50Hz	400V-3N~50Hz	400V-3N~50Hz	400V-3N~50Hz
DIMENSION								
L	mm	560	560	560	680	680	680	680
H	mm	980	980	980	1150	1150	1150	1150
P	mm	575	575	575	780	780	780	780


Note:

1 Evaporator water (in/out) = 12/7°C, condenser water (in/out) = 30/35°C, based on Eurovent Standard

2 Noise level measured at 1 m in open field conditions

Dimension





HE FF 0011÷0121



Versions

FF base version, with built-in hydronic kit

Features

Structure and base in hot-dip galvanised steel with epoxy powder paint finish.

High-efficiency plate exchangers in AISI 316 stainless steel with low pressure drops, fitted with heating element for frost protection.

External access to control with anti-tamper device.

Differential pressure switch.

The remote condenser may be installed up to a distance of 50 metres from the cooling unit.

The safety of the unit is guaranteed by a door lock isolator on the electrical power switchboard and by active protection devices on the main components.

Main accessories

- Buffer tank plus pump
- Hydronic kit plus pump
- Removable metal mesh water filter kit
- Modulating pump kit
- Control board for the modulating pump kit

Condenserless units

4,7 - 32,4 kW

Unit Description

HH FF is the Climaveneta range of cooling units. These are indoor units that may be combined with remote outdoor condensers to guarantee maximum flexibility and compliance with any architectural restriction. These units have hermetic Scroll compressors and Full Floating technology. The latter is an intelligent electronic unit providing the perfect answer to residential market requirements: compactness, ease of installation and quietness.

Commands

Full Floating features

Once every 3 minutes an algorithm automatically optimises the water set point in relation to the compressor operating time and the temperatures of the water in the system. The water storage tank is no longer indispensable because it is compensated by the Floating Set function, with resulting reduction in: size; weight; installation times; system setting-up times.



HE FF

Models		0011	0021	0025	0031	0021	0025	0031
COOLING ONLY VERSION								
Nominal Cooling capacity (1)	kW	4,70	6,10	7	8,20	6,10	7	8,20
Total absorbed power (1)	kW	1,60	2,10	2,50	2,90	2,10	2,40	2,90
EER		2,84	2,89	2,80	2,79	2,94	2,86	2,86
ESEER		3,20	3,32	3,22	3,27	3,41	3,30	3,38
Absorbed current	A	7,67	9,81	11,6	13,7	3,77	4,56	5,22
Water flow in cooling	m ³ /h	0,90	1,10	1,30	1,50	1,10	1,30	1,50
Pressure drop	kPa	22	24	26	27	24	26	27
Operational weight	kg	68	70	71	74	70	71	74
Compressor type		SCROLL	SCROLL	SCROLL	SCROLL	SCROLL	SCROLL	SCROLL
Refrigerant		R407C	R407C	R407C	R407C	R407C	R407C	R407C
Hydraulic connections	inches	3/8"	3/8"	3/8"	3/8"	3/8"	3/8"	3/8"
Gas connection	inches	1/2"	1/2"	5/8"	5/8"	1/2"	5/8"	5/8"
In/out gas water fittings	inches	3/4"	3/4"	3/4"	3/4"	3/4"	3/4"	3/4"
Sound pressure level (2)	dB(A)	43	43	48	48	43	48	48
Sound power	dB(A)	---	---	---	---	---	---	---
Electrical power supply	V-Ph-Hz	230V~50Hz	230V~50Hz	230V~50Hz	230V~50Hz	400V-3N~50Hz	400V-3N~50Hz	400V-3N~50Hz
DIMENSION								
L	mm	400	400	400	400	400	400	400
H	mm	960	960	960	960	960	960	960
P	mm	450	450	450	450	450	450	450

Models		0041	0051	0061	0071	0091	0101	0121
COOLING ONLY VERSION								
Nominal Cooling capacity (1)	kW	10,5	12,5	15	19,1	22,2	26,8	32,4
Total absorbed power (1)	kW	3,40	4,20	4,90	6,30	7,80	8,90	10,9
EER		3,06	2,97	3,07	3,03	2,86	3	2,96
ESEER		3,54	3,36	3,81	3,45	3,22	3,43	3,32
Absorbed current	A	6,20	7,60	8,81	12	14,1	16,2	18,9
Water flow in cooling	m ³ /h	1,90	2,30	2,80	3,40	4,10	4,80	5,90
Pressure drop	kPa	19	20	20	23	22	23	23
Operational weight	kg	85	87	90	177	180	187	190
Compressor type		SCROLL	SCROLL	SCROLL	SCROLL	SCROLL	SCROLL	SCROLL
Refrigerant		R407C	R407C	R407C	R407C	R407C	R407C	R407C
Hydraulic connections	inches	1/2"	1/2"	1/2"	5/8"	5/8"	3/4"	3/4"
Gas connection	inches	3/4"	3/4"	3/4"	7/8"	7/8"	7/8"	7/8"
In/out gas water fittings	inches	1"1/4	1"1/4	1"1/4	1"1/4	1"1/4	1"1/4	1"1/4
Sound pressure level (2)	dB(A)	52	52	52	52	52	53	53
Sound power	dB(A)	---	---	---	---	---	---	---
Electrical power supply	V-Ph-Hz	400V-3N~50Hz	400V-3N~50Hz	400V-3N~50Hz	400V-3N~50Hz	400V-3N~50Hz	400V-3N~50Hz	400V-3N~50Hz
DIMENSION								
L	mm	400	400	400	600	600	600	600
H	mm	960	960	960	960	960	960	960
P	mm	450	450	450	600	600	600	600

Note:

1 Evaporator water (in/out): 12/7°C; Condensation temperature: 47°C.

2 Noise level measured at 1 m in open field conditions

Dimension



NHCR 0011÷0121



Versions

NHCR base version

Features

Structure and base in hot-dip galvanised steel with epoxy powder paint finish.

The remote condenser may be installed up to a distance of 50 metres from the cooling unit.

Finned coils made with copper pipes and aluminium fins with large exchange surface area.

Remote condenser with axial fans

8,6 - 41,9 kW

Unit Description

NHCR are remote condensers with axial fans for condenserless units.



NHCR


Models		0011	0021	0025	0031	0041	0051	0061	0071	0091	0101	0121
Nominal Cooling capacity (1)	kW	8,6	8,6	17,2	17,2	17,2	18,9	25,8	28,3	28,3	37,5	41,9
Fan Diameter	mm	1 x 400	1 x 400	2 x 400	2 x 400	2 x 400	2 x 400	3 x 400	3 x 400	3 x 400	2 x 500	2 x 500
Airflow	m ³ /h	2283	2283	4570	4570	4570	4058	6850	6080	6080	10440	9690
RPM	n°/min	940	940	940	940	940	940	940	940	940	890	890
Total absorbed power (1)	kW	1 x 0,12	1 x 0,12	2 x 0,12	2 x 0,12	2 x 0,12	2 x 0,12	3 x 0,12	3 x 0,12	3 x 0,12	2 x 0,29	2 x 0,29
Absorbed current	A	1 x 0,46	1 x 0,46	2 x 0,46	2 x 0,46	2 x 0,46	2 x 0,46	3 x 0,46	3 x 0,46	3 x 0,46	2 x 1,15	2 x 1,15
Current input at maximum conditions	n° x A	1 x 0,55	1 x 0,55	2 x 0,55	2 x 0,55	2 x 0,55	2 x 0,55	3 x 0,55	3 x 0,55	3 x 0,55	2 x 1,25	2 x 1,25
Electrical power supply	V-Ph-Hz	230V-50Hz	230V-50Hz	230V-50Hz	230V-50Hz	230V-50Hz	230V-50Hz	230V-50Hz	230V-50Hz	230V-50Hz	230V-50Hz	230V-50Hz
Inlet connections	mm	14	14	20	20	20	22	24	28	28	35	35
Outlet connections	mm	12	12	18	18	18	20	22	22	22	28	28
Operational weight	kg	33	33	37	37	37	46	66	66	73	93	101
Attacco presa pressione	inch	1/4"	1/4"	1/4"	1/4"	1/4"	1/4"	1/4"	1/4"	1/4"	1/4"	1/4"
No. fans	N.	1	1	2	2	2	2	3	3	3	2	2
COOLING ONLY VERSION												
Sound pressure level (2)	dB(A)	35	35	38	38	38	38	40	40	40	42	42
DIMENSION												
L	mm	780	780	1380	1380	1380	1380	1830	1830	1830	2042	2042
H	mm	555	555	555	555	555	555	555	555	555	828	828
P	mm	362	362	362	362	362	362	362	362	362	554	554

Note:

1 The nominal capacity refers to a $\Delta T = 15^{\circ}\text{K}$.

2 Sound pressure measured at 10 m in open field conditions

Dimension



BRAN 0011÷0121



reversible unit, air source for outdoor installation

4,6 - 35,5 kW

Unit Description

BRAN is the Climaveneta range of air-cooled reversible heat pumps with gas R410A. They are outdoor units with axial fans, hermetic Scroll compressors and Full Floating technology. The latter is an intelligent electronic unit providing the perfect answer to residential market requirements: compactness, ease of installation and quietness.

Commands

Full Floating features

The new generation electronic controller allows to manage the chiller by using the Full Floating technology, designed by Climaveneta for improving the system's efficiency for the fans (Floating Fans), for the circulating pump (Floating Flow) and finally for the working temperature (Floating Setpoint). This also allows to achieve all the following benefits: improvement of efficiency in both standard and extreme conditions, much lower operating noise in part load conditions, lower installation time, lower time for system set-up, broader operating limits, faster transient after defrosts.

Versions

FF	base version, with built-in hydronic kit
FF-SL	super-low noise version, with built-in hydronic kit
FFT	base version without hydronic kit
FFT-SL	super-low noise version without hydronic kit

Features

- Condensate collecting tray for models 0011 ÷ 0061.
- Coil protection grid for models 0011÷0061.
- Structure and base in hot-dip galvanised steel with epoxy powder paint finish.
- High-efficiency plate exchangers in AISI 316 stainless steel with low pressure drops, fitted with heating element for frost protection.
- External access to control with anti-tamper device.
- Finned coils made with copper pipes and aluminium fins with large exchange surface area, tested for leaks with dried air at 30 bar.
- User interface with display.
- Phase sequence controller for models 0071÷0121
- Differential pressure switch.
- Air vent valve.
- The hydronic circuit on the FF models includes:
 - Water circulator for models 0011 ÷ 0061
 - Multistage centrifugal pump for models 0071 ÷ 0121.
 - Expansion tank.
 - Safety valve.
 - Manual filling assembly.
 - Pressure gauge.
 - Drain valve.

Main accessories

- Removable metal mesh water filter kit
- Rubber anti-vibration mounting kit
- Condensate collecting tray for models 0071 ÷ 0121
- Coil protection grid for models 0071÷0121
- Additional circulating pump kit for models 0041÷0061
- External main switch kit
- External buffer tank and hydronic connecting kit
- HSW10 remote keyboard



BRAN / FF

Models		0011	0021	0025	0031	0041	0021	0025	0031
HEAT PUMP MODEL									
Nominal Cooling capacity (1)	kW	4,6	5,4	6,6	8,2	10,4	5,3	6,7	8,2
Total absorbed power (1)	kW	1,9	2,1	2,5	3,4	4,1	2,0	2,4	3,1
EER		2,42	2,57	2,64	2,41	2,53	2,65	2,79	2,64
ESEER		2,96	3,19	3,16	3,01	3,01	3,21	3,41	3,17
Nominal Heating power (2)	kW	5,7	6,5	8,1	10,0	12,4	6,4	8,0	9,7
Total absorbed power (2)	kW	2,3	2,4	2,9	3,6	4,5	2,4	2,7	3,2
COP		2,48	2,71	2,79	2,78	2,76	2,67	2,96	3,03
Absorbed current	A	10,6	11,3	13,9	16,1	21,2	4,84	4,94	6,14
Nominal water flow (1)	m ³ /h	0,80	0,90	1,10	1,40	1,80	0,90	1,20	1,40
Useful head (1)	kPa	49	46	42	41	43	46	42	41
Operational weight	kg	90	95	110	115	140	95	110	115
No. fans	N.	1	1	1	1	2	1	1	1
Airflow	m ³ /h	2400	3500	3500	4200	6800	3500	3500	4200
Compressor type		SCROLL	SCROLL	SCROLL	SCROLL	SCROLL	SCROLL	SCROLL	SCROLL
Refrigerant		R410A	R410A	R410A	R410A	R410A	R410A	R410A	R410A
Hydraulic connections	inches	3/4"	3/4"	3/4"	3/4"	1" 1/4	3/4"	3/4"	3/4"
Sound pressure level (3)	dB(A)	54	55	55	55	58	55	55	55
Sound power	dB(A)	65	66	66	66	69	66	66	66
Electrical power supply	V-Ph-Hz	230V~50Hz	230V~50Hz	230V~50Hz	230V~50Hz	230V~50Hz	400V-3N~50Hz	400V-3N~50Hz	400V-3N~50Hz
DIMENSION									
L	mm	900	900	900	900	900	900	900	900
H	mm	640	640	940	940	1240	640	940	940
P	mm	370	370	370	370	370	370	370	370

Models		0041	0051	0061	0071	0091	0101	0121
HEAT PUMP MODEL								
Nominal Cooling capacity (1)	kW	10,8	12,6	14,6	18,4	20,8	25,1	31,3
Total absorbed power (1)	kW	4,2	4,7	5,2	6,8	7,8	8,7	11,1
EER		2,57	2,68	2,81	2,71	2,67	2,88	2,82
ESEER		3,13	3,08	3,33	3,20	3,12	3,36	3,24
Nominal Heating power (2)	kW	12,8	14,4	16,8	21,0	23,6	28,8	35,5
Total absorbed power (2)	kW	4,7	5,0	5,4	7,1	7,8	10,1	11,8
COP		2,72	2,88	3,11	2,96	3,03	2,85	3,01
Absorbed current	A	9,28	9,48	9,98	15,1	15,8	24,4	25,8
Nominal water flow (1)	m ³ /h	1,90	2,20	2,50	3,20	3,60	4,30	5,40
Useful head (1)	kPa	43	35	32	116	90	130	108
Operational weight	kg	140	160	170	265	270	340	345
No. fans	N.	2	2	2	1	1	2	2
Airflow	m ³ /h	6800	6800	6400	9800	9800	14000	14000
Compressor type		SCROLL	SCROLL	SCROLL	SCROLL	SCROLL	SCROLL	SCROLL
Refrigerant		R410A	R410A	R410A	R410A	R410A	R410A	R410A
Hydraulic connections	inches	1" 1/4	1" 1/4	1" 1/4	1" 1/4	1" 1/4	1" 1/4	1" 1/4
Sound pressure level (3)	dB(A)	58	58	58	65	65	65	65
Sound power	dB(A)	69	69	69	76	76	79	79
Electrical power supply	V-Ph-Hz	400V-3N~50Hz	400V-3N~50Hz	400V-3N~50Hz	400V-3N~50Hz	400V-3N~50Hz	400V-3N~50Hz	400V-3N~50Hz
DIMENSION								
L	mm	900	900	900	1450	1450	1450	1450
H	mm	1240	1240	1390	1200	1200	1700	1700
P	mm	370	370	420	550	550	550	550

Note:

- 1 Evaporator water (in/out) 12/7°C, condenser air (in) 35°C, based on Eurovent standard
- 2 Condenser water (in/out) 40/45°C, evaporator air (in) 7°C (r.h. 87%), based on Eurovent standard
- 3 Noise level measured at 1 m in open field conditions

BRAN / FFT

Models		0011	0021	0025	0031	0041	0021	0025	0031
HEAT PUMP MODEL									
Nominal Cooling capacity (1)	kW	4,6	5,4	6,6	8,2	10,4	5,3	6,7	8,2
Total absorbed power (1)	kW	1,9	2,1	2,5	3,4	4,1	2,0	2,4	3,1
EER		2,42	2,57	2,64	2,41	2,53	2,65	2,79	2,64
ESEER		2,96	3,19	3,16	3,01	3,01	3,21	3,41	3,17
Nominal Heating power (2)	kW	5,70	6,50	8,10	10	12,4	6,40	8	9,70
Total absorbed power (2)	kW	2,30	2,40	2,90	3,60	4,50	2,40	2,70	3,20
COP		2,48	2,71	2,79	2,78	2,76	2,67	2,96	3,03
Absorbed current	A	10,6	11,3	13,9	16,1	21,2	4,84	4,94	6,14
Nominal water flow (1)	m3/h	0,80	0,90	1,10	1,40	1,80	0,90	1,20	1,40
Operational weight	kg	90	95	110	115	140	95	110	115
No. fans	N.	1	1	1	1	2	1	1	1
Airflow	m3/h	2400	3500	3500	4200	6800	3500	3500	4200
Compressor type		SCROLL	SCROLL	SCROLL	SCROLL	SCROLL	SCROLL	SCROLL	SCROLL
Refrigerant		R410A	R410A	R410A	R410A	R410A	R410A	R410A	R410A
Hydraulic connections	inches	3/4"	3/4"	3/4"	3/4"	1" 1/4	3/4"	3/4"	3/4"
Sound pressure level (3)	dB(A)	54	55	55	55	58	55	55	55
Sound power	dB(A)	65	66	66	66	69	66	66	66
Electrical power supply	V-Ph-Hz	230V~50Hz	230V~50Hz	230V~50Hz	230V~50Hz	230V~50Hz	400V-3N~50Hz	400V-3N~50Hz	400V-3N~50Hz
DIMENSION									
L	mm	900	900	900	900	900	900	900	900
H	mm	640	640	940	940	1240	640	940	940
P	mm	370	370	370	370	370	370	370	370

Models		0041	0051	0061	0071	0091	0101	0121
HEAT PUMP MODEL								
Nominal Cooling capacity (1)	kW	10,8	12,6	14,6	18,4	20,8	25,1	31,3
Total absorbed power (1)	kW	4,2	4,7	5,2	6,8	7,8	8,7	11,1
EER		2,57	2,68	2,81	2,71	2,67	2,88	2,82
ESEER		3,13	3,08	3,33	3,20	3,12	3,36	3,24
Nominal Heating power (2)	kW	12,8	14,4	16,8	21	23,6	28,8	35,5
Total absorbed power (2)	kW	4,70	5	5,40	7,10	7,80	10,1	11,8
COP		2,72	2,88	3,11	2,96	3,03	2,85	3,01
Absorbed current	A	9,28	9,48	9,98	15,1	15,8	24,4	25,8
Nominal water flow (1)	m3/h	1,90	2,20	2,50	3,20	3,60	4,30	5,40
Operational weight	kg	140	160	170	265	270	340	345
No. fans	N.	2	2	2	1	1	2	2
Airflow	m3/h	6800	6800	6400	9800	9800	14000	14000
Compressor type		SCROLL	SCROLL	SCROLL	SCROLL	SCROLL	SCROLL	SCROLL
Refrigerant		R410A	R410A	R410A	R410A	R410A	R410A	R410A
Hydraulic connections	inches	1" 1/4	1" 1/4	1" 1/4	1" 1/4	1" 1/4	1" 1/4	1" 1/4
Sound pressure level (3)	dB(A)	58	58	58	65	65	65	65
Sound power	dB(A)	69	69	69	76	76	79	79
Electrical power supply	V-Ph-Hz	400V-3N~50Hz	400V-3N~50Hz	400V-3N~50Hz	400V-3N~50Hz	400V-3N~50Hz	400V-3N~50Hz	400V-3N~50Hz
DIMENSION								
L	mm	900	900	900	1450	1450	1450	1450
H	mm	1240	1240	1390	1200	1200	1700	1700
P	mm	370	370	420	550	550	550	550

Note:

- 1 Evaporator water (in/out) 12/7°C, condenser air (in) 35°C, based on Eurovent standard
- 2 Condenser water (in/out) 40/45°C, evaporator air (in) 7°C (r.h. 87%), based on Eurovent standard
- 3 Noise level measured at 1 m in open field conditions

BRAN / FF-SL

Models		0071	0091	0101	0121
HEAT PUMP MODEL					
Nominal Cooling capacity (1)	kW	18,4	20,8	25,1	31,3
Total absorbed power (1)	kW	6,5	7,5	7,95	10,35
EER		2,83	2,77	3,16	3,02
ESEER		3,36	3,26	3,68	3,47
Nominal Heating power (2)	kW	21,0	23,6	28,8	35,5
Total absorbed power (2)	kW	6,8	7,6	9,4	11,1
COP		3,09	3,11	3,06	3,2
Absorbed current	A	12,9	13,6	21,3	22,7
Nominal water flow (1)	m ³ /h	3,20	3,60	4,30	4,90
Useful head (1)	kPa	116	90	130	108
Operational weight	kg	265	270	340	345
No. fans	N.	2	2	3	3
Airflow	m ³ /h	7000	7000	10500	10500
Compressor type		SCROLL	SCROLL	SCROLL	SCROLL
Refrigerant		R410A	R410A	R410A	R410A
Hydraulic connections	inches	1" 1/4	1" 1/4	1" 1/4	1" 1/4
Sound pressure level (3)	dB(A)	62	62	63	63
Sound power	dB(A)	73	73	74	74
Electrical power supply	V-Ph-Hz	400V-3N-50Hz	400V-3N-50Hz	400V-3N-50Hz	400V-3N-50Hz
DIMENSION					
L	mm	1450	1450	1450	1450
H	mm	1200	1200	1700	1700
P	mm	550	550	550	550

Note:

- 1 Evaporator water (in/out) 12/7°C, condenser air (in) 35°C, based on Eurovent standard
- 2 Condenser water (in/out) 40/45°C, evaporator air (in) 7°C (r.h. 87%), based on Eurovent standard
- 3 Noise level measured at 1 m in open field conditions


BRAN / FFT-SL

Models		0071	0091	0101	0121
HEAT PUMP MODEL					
Nominal Cooling capacity (1)	kW	18,4	20,8	25,1	31,3
Total absorbed power (1)	kW	6,5	7,5	7,95	10,35
EER		2,83	2,77	3,16	3,02
ESEER		3,36	3,26	3,68	3,47
Nominal Heating power (2)	kW	21,0	23,6	28,8	35,3
Total absorbed power (2)	kW	6,8	7,6	9,4	11,1
COP		3,09	3,11	3,06	3,2
Absorbed current	A	12,9	13,6	21,3	22,7
Nominal water flow (1)	m ³ /h	3,20	3,60	4,30	5,40
Operational weight	kg	265	280	340	345
No. fans	N.	2	2	3	3
Airflow	m ³ /h	7000	7000	10500	10500
Compressor type		SCROLL	SCROLL	SCROLL	SCROLL
Refrigerant		R410A	R410A	R410A	R410A
Hydraulic connections	inches	1" 1/4	1" 1/4	1" 1/4	1" 1/4
Sound pressure level (3)	dB(A)	62	62	63	63
Sound power	dB(A)	73	73	74	74
Electrical power supply	V-Ph-Hz	400V-3N-50Hz	400V-3N-50Hz	400V-3N-50Hz	400V-3N-50Hz
DIMENSION					
L	mm	1450	1450	1450	1450
H	mm	1200	1200	1700	1700
P	mm	550	550	550	550

Note:

- 1 Evaporator water (in/out) 12/7°C, condenser air (in) 35°C, based on Eurovent standard
- 2 Condenser water (in/out) 40/45°C, evaporator air (in) 7°C (r.h. 87%), based on Eurovent standard
- 3 Noise level measured at 1 m in open field conditions

Dimension



MICS-N 0072÷0182



Modular reversible unit, air source for outdoor installation

17,3 - 47,9 kW

Unit Description

MICS-N is the Climaveneta range of reversible air-cooled heat pumps. They are outdoor units with axial fans, hermetic Scroll compressors and Full Floating technology. The latter is an intelligent electronic unit providing the perfect answer to residential market requirements: compactness, ease of installation and quietness.

Commands

Keyboard Master Control

MICS features an innovative design that optimises the possibilities of connecting up several units, reducing the necessary access space to a minimum and thereby the overall size of the units.

Increasingly better capacity control

The possibility of controlling up to six units as a single product means that MICS can increase the number of available control steps, thereby ensuring practically perfect adaptation to the real heat load trend.

Modular design

KMC is the central control of the cascade modules. Its main function is to supervise operation of all the modules, making them operate synergically. As a user interface it has a graphic display and a keypad for navigating in the pull-down menus.

Full Floating technology

The full floating technology with automatic control of the airflow rate, water flow rate and water temperature gains a new function: Flex Energy, used to manage the capacity control steps in linear or alternating sequence in installations with several modules.

Versions

FF	base version, with built-in hydronic kit
FFT	base version without hydronic kit

Features

Structure and base in hot-dip galvanised steel with epoxy powder paint finish.

High-efficiency plate exchangers in AISI 316 stainless steel with low pressure drops, fitted with heating element for frost protection.

External access to control with anti-tamper device.

Finned coils made with copper pipes and aluminium fins with large exchange surface area, tested for leaks with dried air at 30 bar.

User interface with display.

Electronic expansion valve

Available water pipe fittings in case of installation under appliance

Differential pressure switch.

Air vent valve.

The hydronic circuit on the FF models includes:

Multistage centrifugal pump

Expansion tank.

Safety valve.

Pressure gauge.

Drain valve.

Main accessories

- Remote control kit
- Kit for connecting the KMC keyboard
- KMC keyboard for modular system
- Coil protection grids
- Removable metal mesh water filter kit
- Rubber anti-vibration mounting kit



MICS-N / FF

Models		0072	0092	0122	0152	0182
HEAT PUMP MODEL						
Nominal Cooling capacity (1)	kW	17,3	21,8	30,3	37,4	42,5
Total absorbed power (1)	kW	6,50	9,30	10,7	13,4	15,5
EER		2,66	2,34	2,83	2,79	2,74
ESEER		3,86	3,75	3,78	3,92	3,96
Nominal water flow	m3/h	3	3,80	5,20	6,40	7,30
Nominal Heating power (2)	kW	20,2	26,1	33,9	42,6	47,9
Total absorbed power (2)	kW	6,50	8,60	11,2	14	15,4
COP		3,11	3,02	3,03	3,04	3,11
Absorbed current	A	14	17,7	23,9	29,3	31,3
Nominal water flow	m3/h	3,50	4,50	5,90	7,40	8,30
Hydraulic connections	inches	1"1/4	1"1/4	1"1/4	1"1/4	1"1/4
Operational weight	kg	310	330	410	450	480
No. fans	N.	1	1	2	2	2
Airflow	m3/h	9000	9000	18000	18000	18000
Compressor type		SCROLL	SCROLL	SCROLL	SCROLL	SCROLL
Refrigerant		R410A	R410A	R410A	R410A	R410A
Sound pressure level (3)	dB(A)	68	68	71	71	71
Sound power	dB(A)	80	80	83	83	83
Electrical power supply	V-Ph-Hz	400V-3N~50Hz	400V-3N~50Hz	400V-3N~50Hz	400V-3N~50Hz	400V-3N~50Hz
DIMENSION						
L	mm	1040	1040	1630	1630	1630
H	mm	1630	1630	1630	1630	1630
P	mm	790	790	790	790	790

Note:

- 1 Evaporator water (in/out) 12/7°C, condenser air (in) 35°C, based on Eurovent standard
- 2 Condenser water (in/out) 40/45°C, evaporator air (in) 7°C (r.h. 87%), based on Eurovent standard
- 3 Noise level measured at 1 m in open field conditions


MICS-N / FFT

Models		0072	0092	0122	0152	0182
HEAT PUMP MODEL						
Nominal Cooling capacity (1)	kW	17,3	21,8	30,3	37,4	42,5
Total absorbed power (1)	kW	6,50	9,30	10,7	13,4	15,5
EER		2,66	2,34	2,83	2,79	2,74
ESEER		3,86	3,75	3,78	3,92	3,96
Nominal water flow	m3/h	3	3,80	5,20	6,40	7,30
Nominal Heating power (2)	kW	20,2	26,1	33,9	42,6	47,9
Total absorbed power (2)	kW	6,50	8,60	11,2	14	15,4
COP		3,11	3,02	3,03	3,04	3,11
Absorbed current	A	14	17,7	23,9	29,3	31,3
Nominal water flow	m3/h	3,50	4,50	5,90	7,40	8,30
Hydraulic connections	inches	1"1/4	1"1/4	1"1/4	1"1/4	1"1/4
Operational weight	kg	310	330	410	450	480
No. fans	N.	1	1	2	2	2
Airflow	m3/h	9000	9000	18000	18000	18000
Compressor type		SCROLL	SCROLL	SCROLL	SCROLL	SCROLL
Refrigerant		R410A	R410A	R410A	R410A	R410A
Sound pressure level (3)	dB(A)	68	68	71	71	71
Sound power	dB(A)	80	80	83	83	83
Electrical power supply	V-Ph-Hz	400V-3N~50Hz	400V-3N~50Hz	400V-3N~50Hz	400V-3N~50Hz	400V-3N~50Hz
DIMENSION						
L	mm	1040	1040	1630	1630	1630
H	mm	1630	1630	1630	1630	1630
P	mm	790	790	790	790	790

Note:

- 1 Evaporator water (in/out) 12/7°C, condenser air (in) 35°C, based on Eurovent standard
- 2 Condenser water (in/out) 40/45°C, evaporator air (in) 7°C (r.h. 87%), based on Eurovent standard
- 3 Noise level measured at 1 m in open field conditions

Dimension



BRN 0011÷0061



Reversible unit, air source for indoor installation

4,6 - 16,8 kW

Unit Description

BRN is the Climaveneta range air-cooled heat pumps with gas R410A. They are fitted with hermetic Scroll compressors and Full Floating technology. The latter is an intelligent electronic unit providing the perfect answer to residential market requirements: compactness, ease of installation and quietness.

Commands

Full Floating features

The new generation electronic controller allows to manage the chiller by using the Full Floating technology, designed by Climaveneta for improving the system's efficiency for the fans (Floating Fans), for the circulating pump (Floating Flow) and finally for the working temperature (Floating Setpoint). This also allows to achieve all the following benefits: improvement of efficiency in both standard and extreme conditions, much lower operating noise in part load conditions, lower installation time, lower time for system set-up, broader operating limits, faster transient after defrosts.

Versions

FF	base version, with built-in hydronic kit
FFT	base version without hydronic kit

Features

Condensate collecting tray for all models

Coil protection grid for all models.

Structure and base in hot-dip galvanised steel with epoxy powder paint finish.

High-efficiency plate exchangers in AISI 316 stainless steel with low pressure drops, fitted with heating element for frost protection.

External access to control with anti-tamper device.

Finned coils made with copper pipes and aluminium fins with large exchange surface area, tested for leaks with dried air at 30 bar.

User interface with display.

The circuit includes:

Air vent valve.

Water circulator.

Differential pressure switch.

Expansion tank.

Safety valve.

Pressure gauge.

Manual filling assembly.

Drain valve.

Main accessories

- HSW5 remote keyboard
- External buffer tank and hydronic connecting kit
- External main switch kit
- Additional circulating pump kit for models 0041÷0061
- Rubber anti-vibration mounting kit
- Removable metal mesh water filter kit



BRN / FF

Models		0011	0021	0025	0031	0041	0021	0025	0031	0041	0051	0061	
HEAT PUMP MODEL													
Nominal Cooling capacity (1)	kW	4,6	5,4	6,6	8,2	10,4	5,3	6,7	8,2	10,8	12,6	14,6	
Total absorbed power (1)	kW	2,5	2,6	3,1	4,0	5,2	2,6	3,0	3,7	5,3	5,8	6,4	
EER		1,84	2,08	2,13	2,05	2,04	2,23	2,22	2	2,04	2,17	2,28	
ESEER		2,11	2,37	2,53	2,48	2,44	2,62	2,58	2,27	2,36	2,40	2,62	
Nominal Heating power (2)	kW	5,7	6,5	8,1	10,0	12,4	6,4	8,0	9,7	12,8	14,4	16,8	
Total absorbed power (2)	kW	2,8	2,9	3,5	4,2	5,7	2,9	3,3	3,8	5,9	6,1	6,5	
COP		2,04	2,24	2,31	2,38	2,21	2,42	2,55	2,17	2,17	2,36	2,58	
Absorbed current	A	13,3	14	16,6	18,8	26,6	7,50	7,60	8,80	14,6	14,8	15,3	
Nominal water flow	m ³ /h	1	1,40	1,70	1,10	1,70	1,10	2,20	1,40	2,20	2,50	2,90	
Useful head	kPa	49	46	42	41	43	46	42	41	43	35	32	
Operational weight	kg	110	125	135	115	135	115	180	125	180	200	210	
No. fans	N.	1	1	1	1	2	1	1	1	2	2	2	
Airflow	m ³ /h	2200	2700	2400	3100	2x3100	2700	2400	3100	2x3100	2x3000	2x3200	
Compressor type		SCROLL	SCROLL	SCROLL	SCROLL	SCROLL	SCROLL	SCROLL	SCROLL	SCROLL	SCROLL	SCROLL	
Refrigerant		R410A	R410A	R410A	R410A	R410A	R410A	R410A	R410A	R410A	R410A	R410A	
Hydraulic connections	inches	3/4"	3/4"	3/4"	3/4"	1" 1/4	3/4"	3/4"	3/4"	1" 1/4	1" 1/4	1" 1/4	
Sound pressure level (3)	dB(A)	55	55	55	55	60	55	55	55	60	60	60	
Sound power	dB(A)	68	68	68	68	68	68	68	68	71	71	71	
Electrical power supply	V-Ph-Hz	230V-50Hz						400V-3N-50Hz					
DIMENSION													
L	mm	900	900	900	900	900	900	900	900	900	900	900	
H	mm	640	640	940	940	1240	640	940	940	1240	1240	1390	
P	mm	580	580	580	580	580	580	580	580	580	580	630	

Note:

- 1 Evaporator water (in/out) 12/7°C, condenser air (in) 35°C, based on Eurovent standard
- 2 Condenser water (in/out) 40/45°C, evaporator air (in) 7°C (r.h. 87%), based on Eurovent standard
- 3 Noise level measured at 1 m in open field conditions

BRN / FFT

Models		0011	0021	0025	0031	0041	0021	0025	0031	0041	0051	0061	
HEAT PUMP MODEL													
Nominal Cooling capacity (1)	kW	4,6	5,4	6,6	8,2	10,4	5,3	6,7	8,2	10,8	12,6	14,6	
Total absorbed power (1)	kW	5,7	6,5	8,1	10	12,4	6,4	8	9,7	12,8	14,4	16,8	
EER		1,84	2,08	2,13	2,05	2,04	2,23	2,22	2	2,04	2,17	2,28	
ESEER		2,11	2,37	2,53	2,48	2,44	2,62	2,58	2,27	2,36	2,4	2,62	
Nominal Heating power	kW	5,7	6,5	8,1	10	12,4	6,4	8	9,7	12,8	14,4	16,8	
Total absorbed power	kW	2,8	2,9	3,5	4,2	5,7	2,9	3,3	3,8	5,9	6,1	6,5	
COP		2,04	2,24	2,31	2,38	2,21	2,42	2,55	2,17	2,17	2,36	2,58	
Absorbed current	A												
Nominal water flow	m ³ /h	1	1,4	1,7	1,1	1,7	1,1	2,2	1,4	2,2	2,5	2,9	
Operational weight	kg	110	125	135	115	135	115	180	125	180	200	210	
No. fans	N.	1	1	1	1	2	1	1	1	2	2	2	
Airflow	m ³ /h	2200	2700	2400	3100	2x3100	2700	2400	3100	2x3100	2x3000	2x3200	
Compressor type		SCROLL	SCROLL	SCROLL	SCROLL	SCROLL	SCROLL	SCROLL	SCROLL	SCROLL	SCROLL	SCROLL	
Refrigerant		R410A	R410A	R410A	R410A	R410A	R410A	R410A	R410A	R410A	R410A	R410A	
Hydraulic connections	inches	3/4"	3/4"	3/4"	3/4"	1" 1/4	3/4"	3/4"	3/4"	1" 1/4	1" 1/4	1" 1/4	
Sound pressure level (2)	dB(A)	55	55	55	55	60	55	55	55	60	60	60	
Sound power	dB(A)	68	68	68	68	68	68	68	68	71	71	71	
Electrical power supply	V-Ph-Hz	230V-50Hz						400V-3N-50Hz					
DIMENSION													
L	mm	900	900	900	900	900	900	900	900	900	900	900	
H	mm	640	640	940	940	1240	640	940	940	1240	1240	1390	
P	mm	580	580	580	580	580	580	580	580	580	580	630	

Note:

- 1 Evaporator water (in/out) 12/7°C, condenser air (in) 35°C, based on Eurovent standard
- 2 Noise level measured at 1 m in open field conditions

Dimension



MICS-CN 0072÷0122



Reversible unit, air source for indoor installation

17,3 - 33,9 kW

Unit Description

MICS-CN is the Climaveneta range air-cooled heat pumps with gas R410A. These are indoor units that, thanks to the ducted centrifugal fans, may also be installed outdoors. They are fitted with hermetic Scroll compressors and Full Floating technology. The latter is an intelligent electronic unit providing the perfect answer to residential market requirements: compactness, ease of installation and quietness.

Commands

Full Floating technology

The new generation electronic controller allows to manage the chiller by using the Full Floating technology, designed by Climaveneta for improving the system's efficiency for the fans (Floating Fans), for the circulating pump (Floating Flow) and finally for the working temperature (Floating Setpoint). This also allows to achieve all the following benefits: improvement of efficiency in both standard and extreme conditions, much lower operating noise in part load conditions, lower installation time, lower time for system set-up, broader operating limits, faster transient after defrosts.

Versions

FF base version, with built-in hydronic kit

Features

Structure and base in hot-dip galvanised steel with epoxy powder paint finish.

High-efficiency plate exchangers in AISI 316 stainless steel with low pressure drops, fitted with heating element for frost protection.

External access to control with anti-tamper device.

Finned coils made with copper pipes and aluminium fins with large exchange surface area, tested for leaks with dried air at 30 bar.

User interface with display.

Electronic expansion valve

Available water pipe fittings in case of installation under appliance

The circuit includes:

- Multistage centrifugal pump
- Air vent valve.
- Differential pressure switch.
- Expansion tank.
- Safety valve.
- Pressure gauge.
- Drain valve.

Main accessories

- Rubber anti-vibration mounting kit
- Removable metal mesh water filter kit
- Coil protection grids
- Remote control kit



MICS-CN / FF

Models		0072	0092	0122
HEAT PUMP MODEL				
Nominal Cooling capacity (1)	kW	17,3	21,8	30,3
Total absorbed power (1)	kW	6,50	9,32	10,7
EER		2,66	2,34	2,83
ESEER		3,86	3,75	3,78
Nominal water flow	m ³ /h	3	3,80	5,20
Nominal Heating power (2)	kW	20,2	26	33,9
Total absorbed power (2)	kW	6,50	8,61	11,2
COP		3,11	3,02	3,03
Absorbed current	A	16,1	19,8	27,3
Nominal water flow	m ³ /h	3,50	4,50	5,90
Hydraulic connections	inches	1"1/4	1"1/4	1"1/4
Operational weight	kg	310	330	410
No. fans	N.	1	1	2
Airflow	m ³ /h	9000	9000	18000
Compressor type		SCROLL	SCROLL	SCROLL
Refrigerant		R410A	R410A	R410A
Sound pressure level (3)	dB(A)	74	74	77
Sound power	dB(A)	86	86	89
Electrical power supply	V-Ph-Hz	400V-3N~50Hz	400V-3N~50Hz	400V-3N~50Hz
DIMENSION				
L	mm	1040	1040	1630
H	mm	2000	2000	2000
P	mm	790	790	790

Note:

- 1 Evaporator water (in/out) 12/7°C, condenser air (in) 35°C, based on Eurovent standard
- 2 Condenser water (in/out) 40/45°C, evaporator air (in) 7°C (r.h. 87%), based on Eurovent standard
- 3 Noise level measured at 1 m in open field conditions

Dimension



WWr MTD 011m÷121t



Versions

WWr MTD base version

Features

Structure and base in hot-dip galvanised steel with epoxy powder paint finish.

High-efficiency plate exchangers in AISI 316 stainless steel with low pressure drops, fitted with heating element for frost protection.

External access to control with anti-tamper device.

User interface with display.

The safety of the unit is guaranteed by a door lock isolator on the electrical power switchboard and by active protection devices on the main components.

The circuit includes:

Circulating pump (plant side, FF versions only).

Air vent valve (plant side).

Modulating valve to reduce water consumptions (source side, FF versions only).

Expansion vessel (plant side).

Safety valve (plant side).

Differential pressure switch on both plant and source circuits.

Drain valve on both plant and source circuits.

Reversible unit, water source

5,2 - 41,7 kW

Unit Description

WWr MTD is the Climaveneta range of water-cooled heat pumps provided with R410A refrigerant. These are indoor units with hermetic Scroll compressors and Full Floating technology. The latter is an intelligent electronic unit providing the perfect answer to residential market requirements: compactness, ease of installation and quietness.

Commands

Floating Set

Once every 3 minutes an algorithm automatically optimises the water set point in relation to the compressor operating time and the temperatures of the water in the system. The water storage tank is no longer indispensable because it is compensated by the Floating Set function, with resulting reduction in: size; weight; installation times; system setting-up times.

Floating Flow

The controller manages the modulation of the active components (pump and electronic flow valve) through pressure transducers and temperature sensors. The performance of the unit may thus be optimised for different operating conditions, such as traditional fan coil system and panel heating system, ensuring: broader operating limits; easier start-up of installations with both high and low water temperatures; faster system setup.

Main accessories

- Removable metal mesh water filter kit
- External temperature sensor (mandatory with HSW12 remote keyboard)
- HSW12 remote keyboard



WWr MTD

Models		011m	021m	025m	031m	041m
HEAT PUMP MODEL						
Nominal Cooling capacity (1)	kW	5,20	5,60	7,20	8,80	11,3
Total power input (1)	kW	1,50	1,70	2	2,60	3,20
EER		3,47	3,29	3,60	3,38	3,53
ESEER		4,03	3,73	4,26	3,95	3,90
Water flow rate plant side (1)	m ³ /h	0,90	1	1,20	1,50	1,90
Heating capacity (2)		6,80	7,50	9,20	11,6	14,6
Total absorbed power (2)	kW	1,70	1,90	2,30	3	3,60
COP		4	3,95	4	3,87	4,06
Water flow rate plant side (2)		1,20	1,30	1,60	2	2,50
Absorbed current	A	7,50	8	8,90	12,3	15,6
Operational weight	kg	148	148	150	152	160
Compressor type		SCROLL	SCROLL	SCROLL	SCROLL	SCROLL
Refrigerant		R410A	R410A	R410A	R410A	R410A
Hydraulic connections	inches	G 3/4"	G 3/4"	G 3/4"	G 3/4"	G 1 1/4
Sound pressure level (3)	dB(A)	41	41	42	42	47
Sound power	dB(A)	52	52	53	53	58
Electrical power supply	V-Ph-Hz	230V-50Hz	230V-50Hz	230V-50Hz	230V-50Hz	230V-50Hz
DIMENSION						
L	mm	560	560	560	560	560
H	mm	980	980	980	980	980
P	mm	575	575	575	575	575

Models		021t	025t	031t	041t	051t	061t	071t	091t	101t	121t
HEAT PUMP MODEL											
Nominal Cooling capacity (1)	kW	5,60	7,30	8,90	11,8	13,2	15,7	19,8	22,9	26	33,4
Total power input (1)	kW	1,60	1,90	2,40	3,20	3,80	4	5,10	5,80	6,80	8,40
EER		3,50	3,84	3,71	3,69	3,47	3,93	3,88	3,95	3,82	3,98
ESEER		3,81	4,39	4,17	4,08	4,02	4,51	4,40	4,61	4,33	4,37
Water flow rate plant side (1)	m ³ /h	1	1,30	1,50	2	2,30	2,70	3,40	3,90	4,50	5,70
Heating capacity (2)		7,40	9,20	11,4	15,3	17,1	20	24,8	28,8	33	41,7
Total absorbed power (2)	kW	1,90	2,20	2,70	3,70	4,20	4,60	5,80	6,40	7,60	9,50
COP		3,89	4,18	4,22	4,14	4,07	4,35	4,28	4,50	4,34	4,39
Water flow rate plant side (2)		1,30	1,60	2	2,60	2,90	3,40	4,30	5	5,70	7,20
Absorbed current	A	4,60	5	6,10	7,40	8,10	8,80	12,2	13,4	16,1	19,2
Operational weight	kg	148	150	152	160	170	175	220	230	235	250
Compressor type		SCROLL	SCROLL	SCROLL	SCROLL	SCROLL	SCROLL	SCROLL	SCROLL	SCROLL	SCROLL
Refrigerant		R410A	R410A	R410A	R410A	R410A	R410A	R410A	R410A	R410A	R410A
Hydraulic connections	inches	G 3/4"	G 3/4"	G 3/4"	G 1 1/4	G 1 1/4	G 1 1/4	G 1 1/4	G 1 1/4	G 1 1/4	G 1 1/4
Sound pressure level (3)	dB(A)	41	42	42	47	47	48	55	55	59	59
Sound power	dB(A)	52	53	53	58	58	59	66	66	70	70
Electrical power supply	V-Ph-Hz	400V-3N-50Hz	400V-3N-50Hz	400V-3N-50Hz	400V-3N-50Hz	400V-3N-50Hz	400V-3N-50Hz	400V-3N-50Hz	400V-3N-50Hz	400V-3N-50Hz	400V-3N-50Hz
DIMENSION											
L	mm	560	560	560	560	560	560	680	680	680	680
H	mm	980	980	980	980	980	980	1150	1150	1150	1150
P	mm	575	575	575	575	575	575	780	780	780	780

Note:

- 1 Evaporator water (in/out) = 12/7°C, condenser water (in/out) = 30/35°C, based on Eurovent Standard
- 2 Evaporator water (in/out), 10/5°C, condenser water (in/out) 40/45°C, based on Eurovent standard
- 3 Sound pressure measured at 1 m in open field conditions

Dimension

